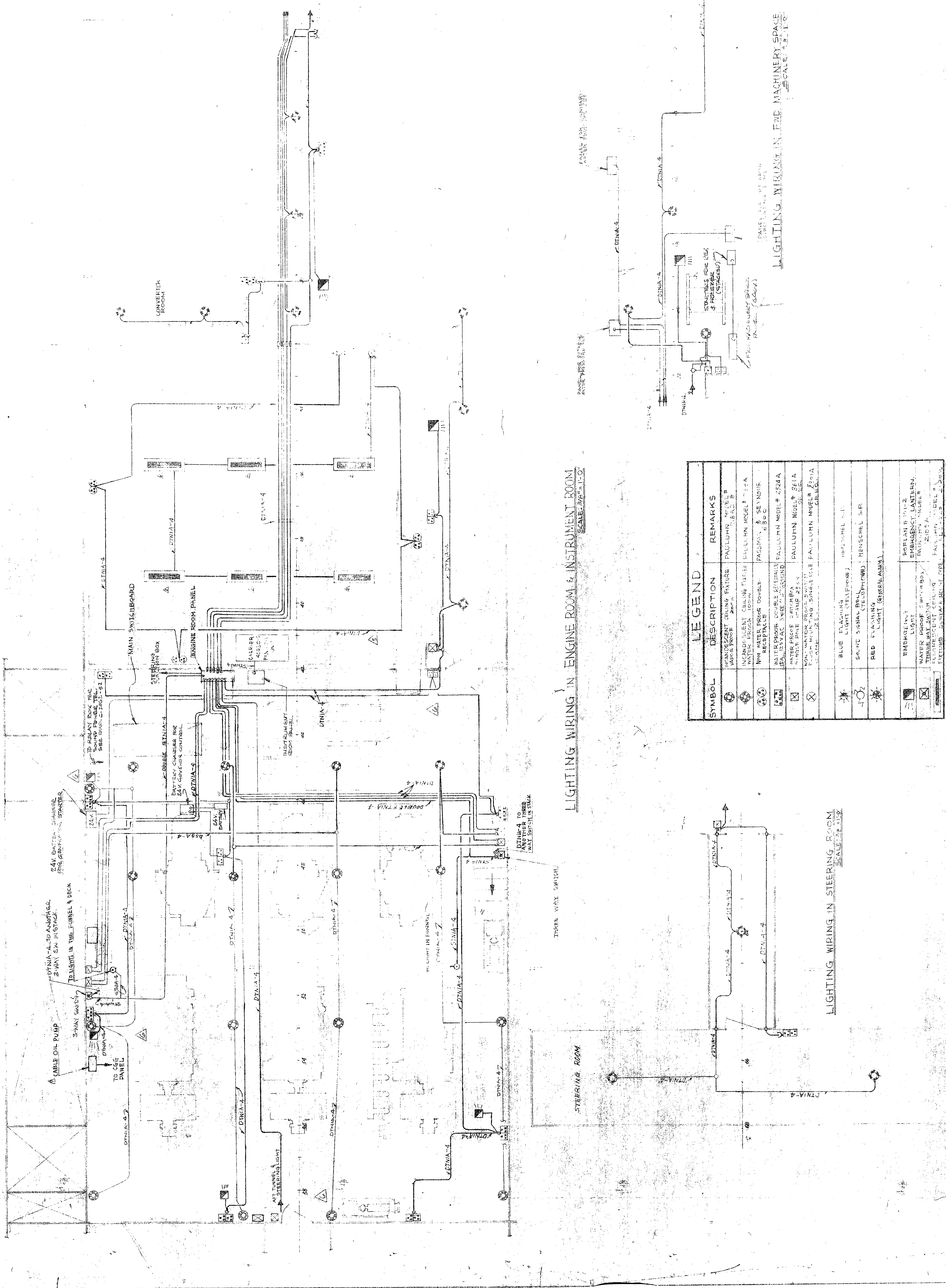


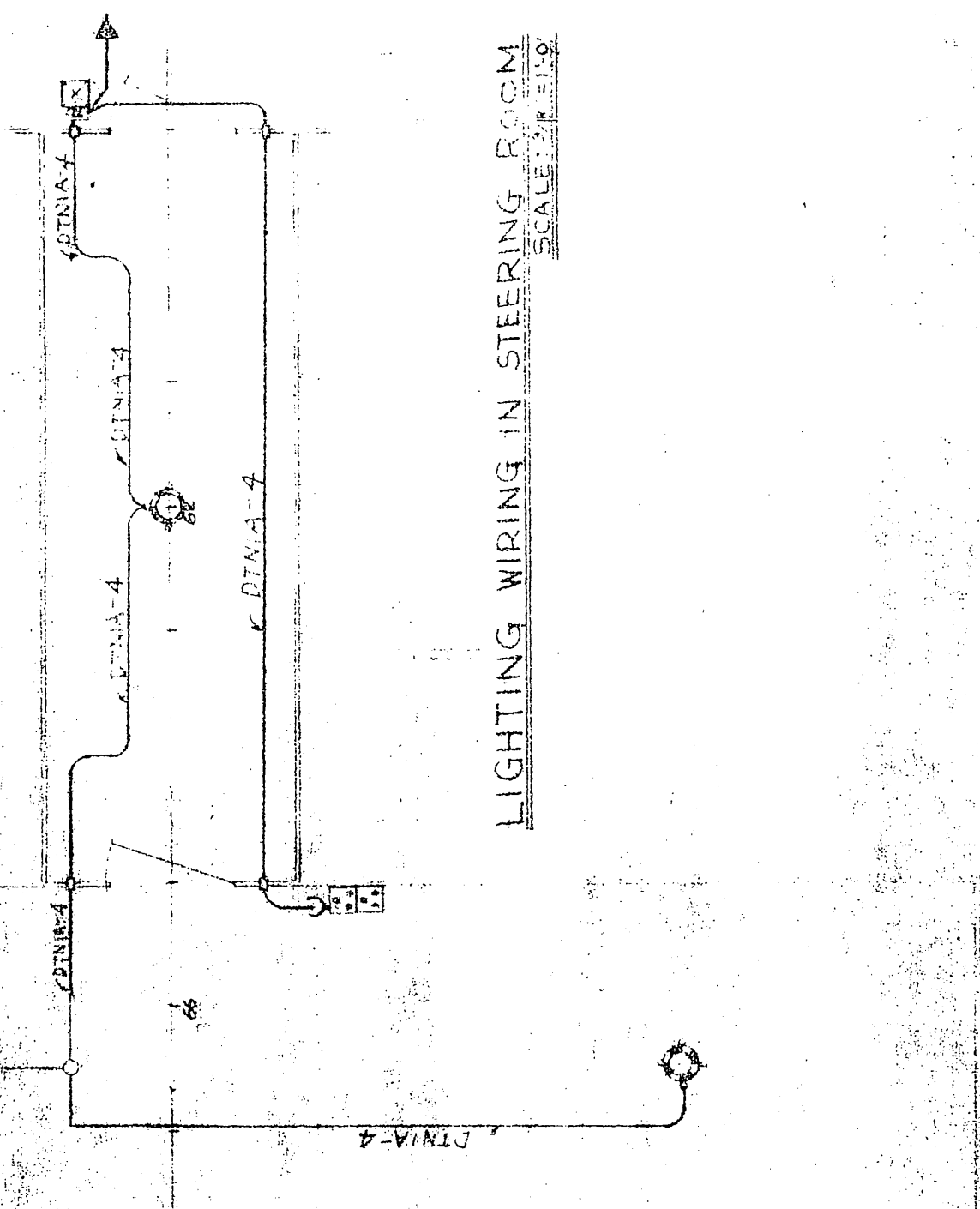
REV. NO.	DESCRIPTION	DATE	BY	CHKD.
1	ADDED EMERGENCY LIGHT ABOVE STEERING AND INSTRUMENT ROOMS AND ENGINE ROOMS TO BE ON THE TRIP OF ABLE.	1/15/51	W.S.	A.L.S.
2	REVISED SEPARATE CIRCUIT FOR 24V BATTERY CHARGER FOR 24V BATTERY CHARGER IN THE FUNNEL & DECK LIGHTS IN THE FUNNEL & DECK.	1/21/51	W.S.	A.L.S.
3	REMOVED THE 24V BATTERY CHARGER FROM THE FUNNEL & DECK LIGHTS IN THE FUNNEL & DECK.	1/21/51	W.S.	A.L.S.
4	REMOVED THE 24V BATTERY CHARGER FROM THE FUNNEL & DECK LIGHTS IN THE FUNNEL & DECK.	1/21/51	W.S.	A.L.S.
5	REMOVED THE 24V BATTERY CHARGER FROM THE FUNNEL & DECK LIGHTS IN THE FUNNEL & DECK.	1/21/51	W.S.	A.L.S.



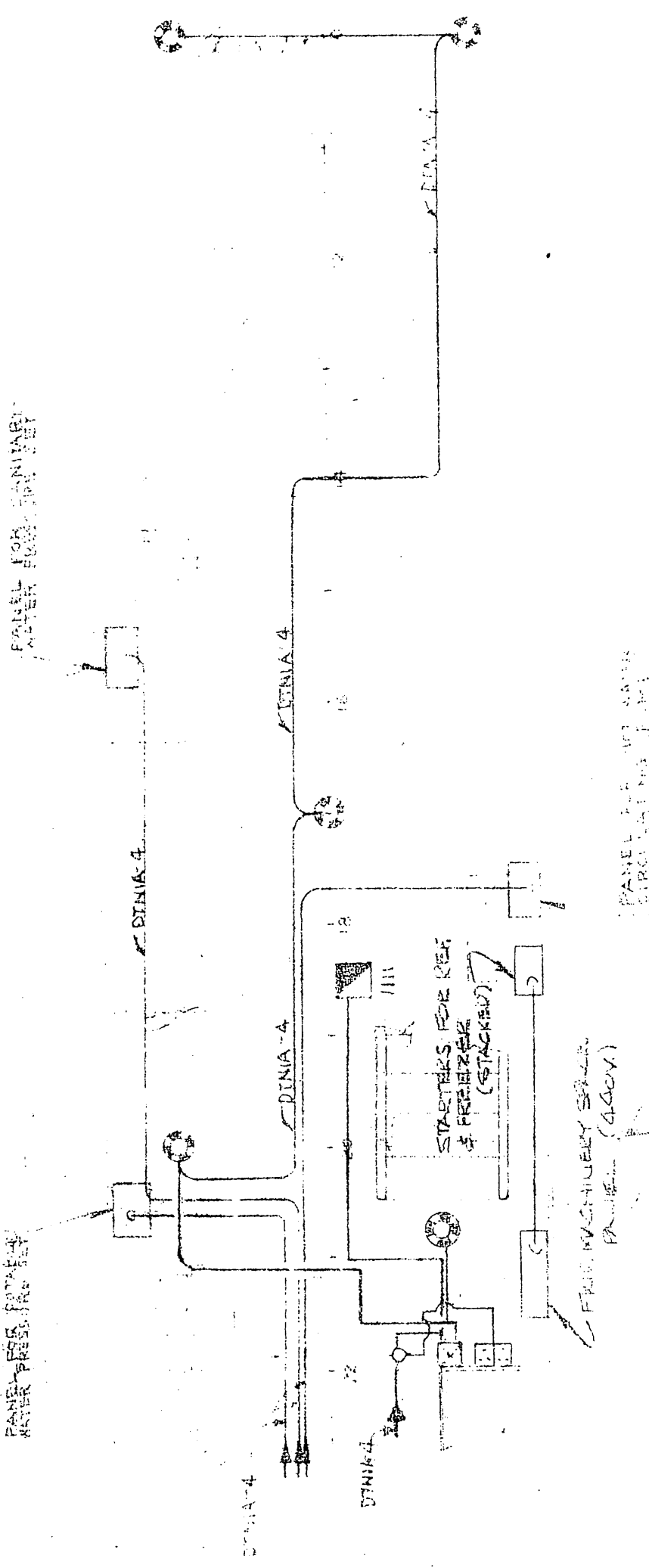
LIGHTING WIRING IN ENGINE ROOM & INSTRUMENT ROOM
SCALE: 3/8" = 1'-0"

SYMBOL	DESCRIPTION	REMARKS
⊕	NON-RESISTANT WIRING	PAULLUHN MODEL # 2500
⊗	WATER PROOF WIRE	PAULLUHN MODEL # 2500
⊙	MINI WATER PROOF DOUBLE RECEPTACLE	PAULLUHN MODEL # 2500
⊚	WATER PROOF DOUBLE RECEPTACLE	PAULLUHN MODEL # 2500
⊛	WATER PROOF SWITCH	PAULLUHN MODEL # 2500
⊜	WATER PROOF SWITCH	PAULLUHN MODEL # 2500
⊝	BLUE FLASHING LIGHT (STATION)	HERSCHEL S.P.
⊞	SOUND SIGNAL BELL (STATION)	HERSCHEL S.P.
⊟	RED FLASHING LIGHT (GREEN ROOM)	
⊠	EMERGENCY LIGHT	POPLAN R 101-2
⊡	WATER PROOF LIGHT	EMERGENCY LAMP
⊢	FLUORESCENT CEILING LIGHT	EMERGENCY LAMP
⊣	FIXTURE	EMERGENCY LAMP

LIGHTING WIRING IN STEERING ROOM
SCALE: 3/8" = 1'-0"



LIGHTING WIRING IN FWD MACHINERY SPACE
SCALE: 3/8" = 1'-0"



DESIGN ASSOCIATES, INC.
 NAVAL ARCHITECTS
 NEW ORLEANS, LA
 MARINE ENGINEERS

TIDE WATER MARINE SERVICE

145 X 36 X 10' SEISMIC VESSEL

LIGHTING WIRING ARRANGEMENT
 IN MACHINERY SPACE

Drawn: TAK
 Date: JUNE 26, 1951
 Checked: [Signature]

Approved: [Signature]
 Scale: 3/8" = 1'-0"

Sheet: 01 Drawing No.: C-38 Rev: 1